

KSM KOPA SURFACE MOUNT

10-18 WATT LED

General

CRI >80 (3000k, 4000k)
 3 SDCM colour consistency
 IP44 optical chamber
 Rated life 50,000 hours
 Surface mount base
 High lumen packages

Driver Details

Trailing edge dimmable driver (integral)
 Drivers for 12-24V DC supply available on request

Material & Construction

All aluminium with unique copper core heatsink technology
 10 year paint treatment (white only)



Machined from
6063 Aluminium

Options

CRI >90, Single colours

Size & Weight

Dimensions: 89mm diameter x 162mm in height
 Weight: 700g

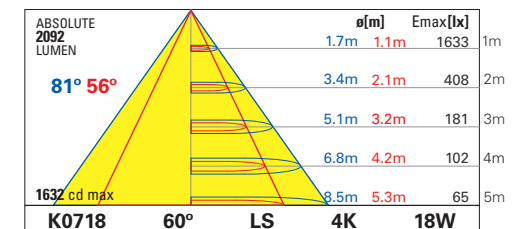
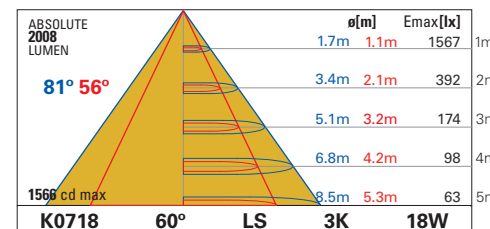
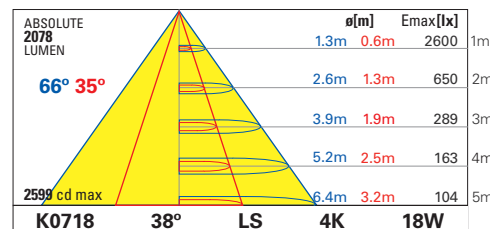
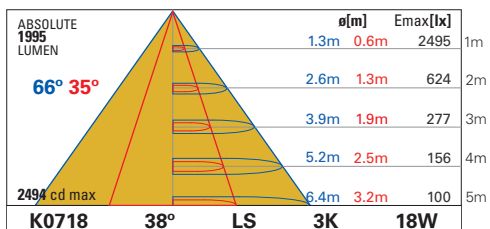
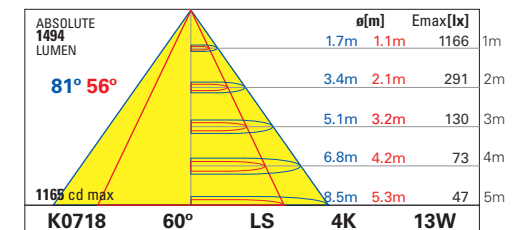
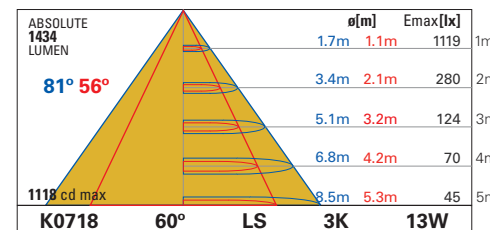
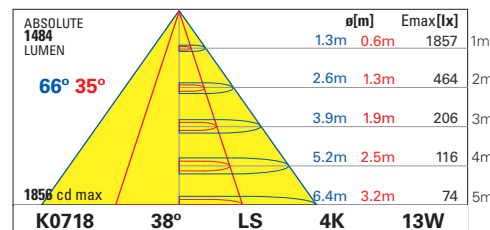
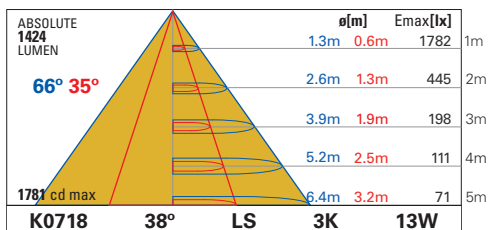
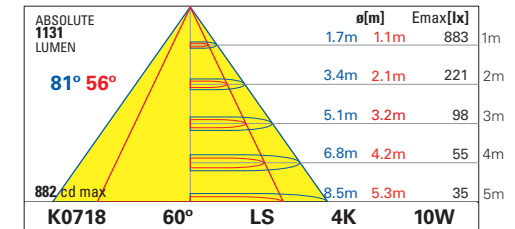
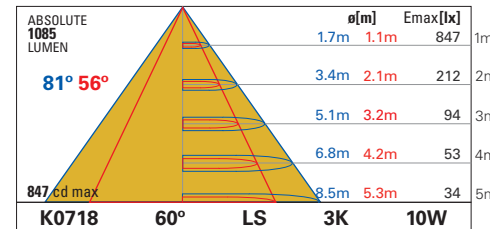
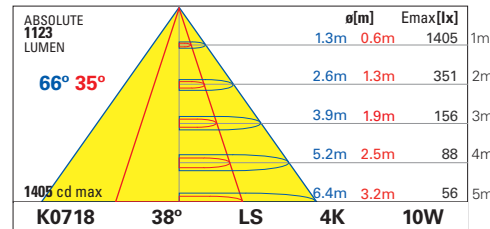
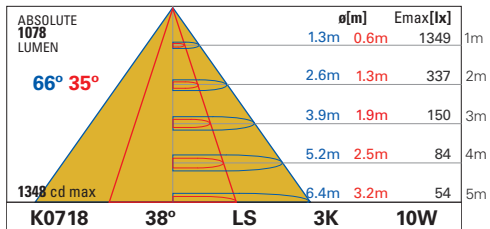
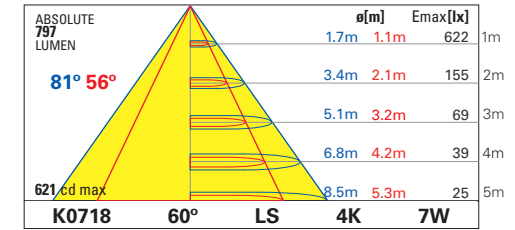
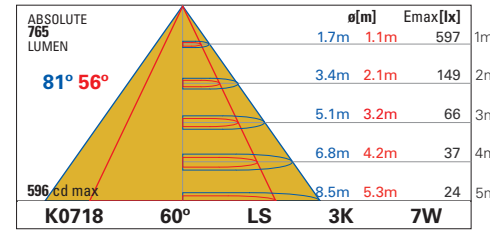
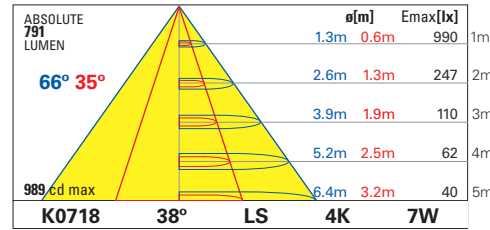
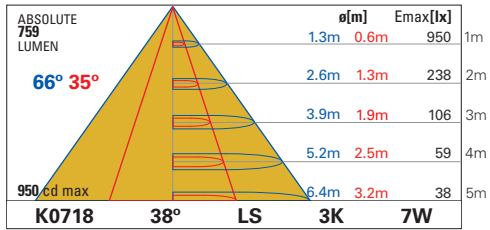
Specifications

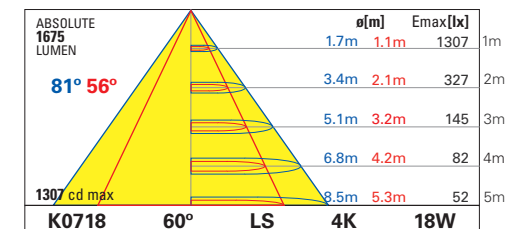
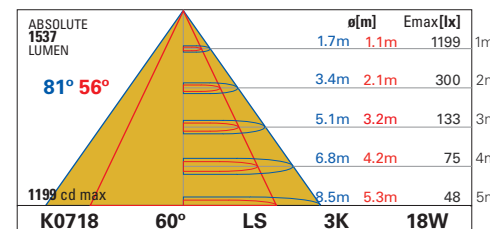
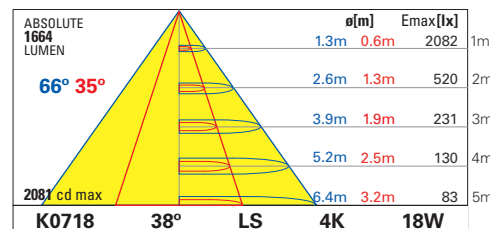
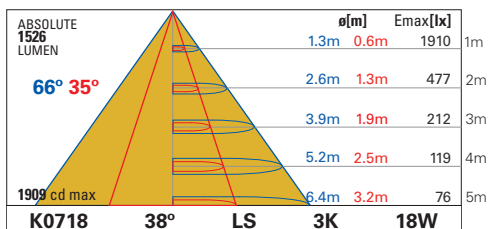
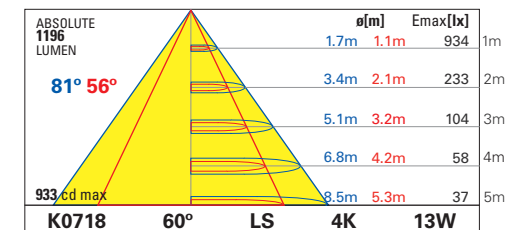
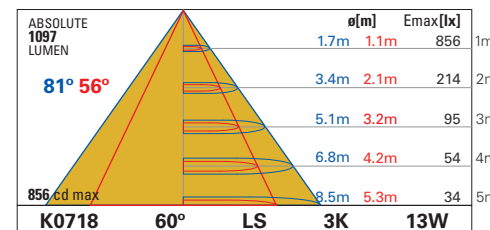
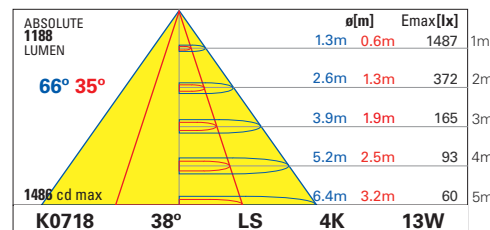
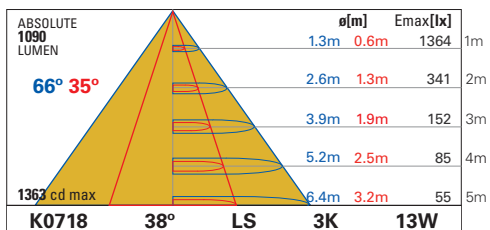
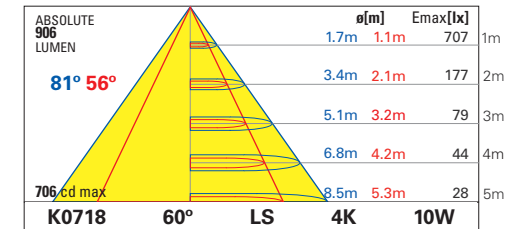
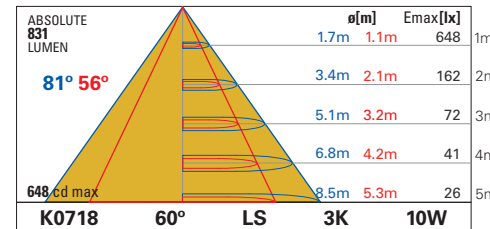
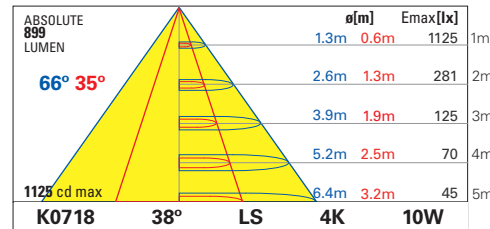
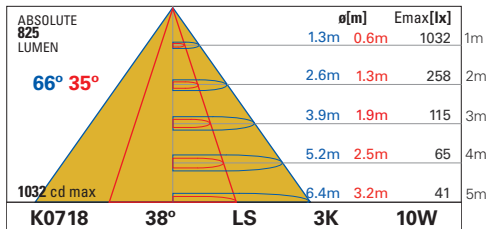
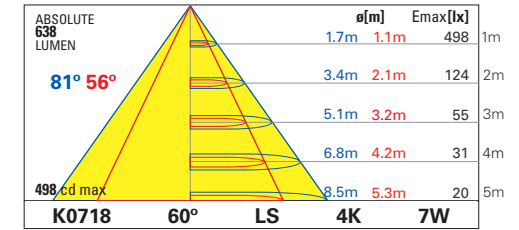
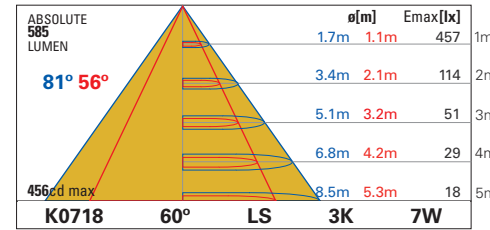
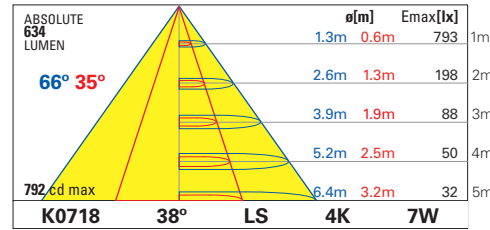
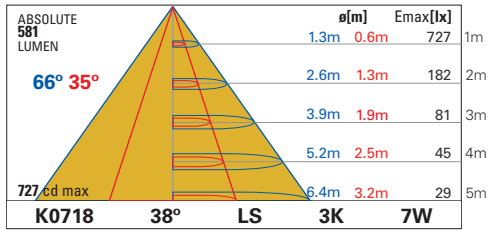
MODEL	KSM10		KSM13
	OPTICS	15-15° Reflector	25-25° Reflector
	60-60° Reflector		80-80° Diffused
COLOUR TEMP.	3K - Warm White	4K - Neutral White	5.5K - Daylight
WATTAGE	7W - 180mA	10W - 260mA	13W - 350mA
	18W - 500mA ¹		
COLOUR	WH - White	SL - Silver	BL - Black

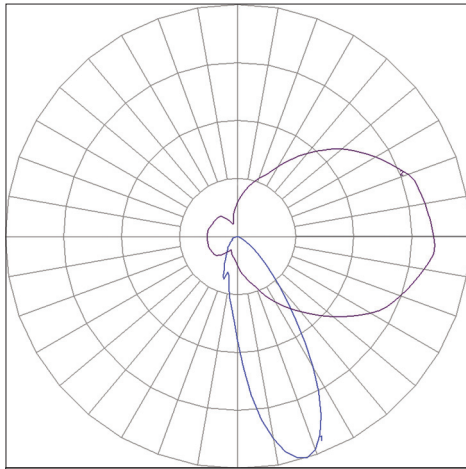
MODEL OPTICS COLOUR TEMP WATTAGE COLOUR



¹18w version with remote driver only





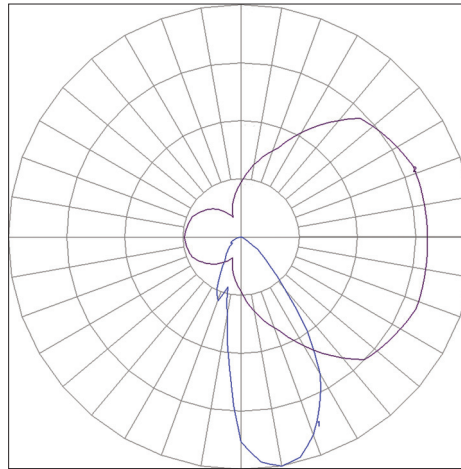


K0718 38 WW 3K CRI80	
ABSOLUTE LUMENS	
7W	766 lm
10W	1089 lm
13W	1432 lm
18W	1975 lm

K0718 38 WW 4K CRI80	
ABSOLUTE LUMENS	
7W	795 lm
10W	1129 lm
13W	1492 lm
18W	2089 lm

K0718 38 WW 3K CRI95	
ABSOLUTE LUMENS	
7W	586 lm
10W	833 lm
13W	1096 lm
18W	1511 lm

K0718 38 WW 4K CRI95	
ABSOLUTE LUMENS	
7W	637 lm
10W	904 lm
13W	1195 lm
18W	1673 lm



K1235 38 WW 3K CRI80	
ABSOLUTE LUMENS	
12W	1046 lm
16W	1477 lm
22W	2029 lm
35W	2945 lm

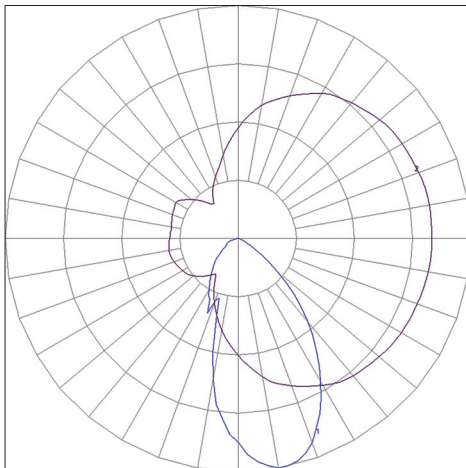
K1235 38 WW 4K CRI80	
ABSOLUTE LUMENS	
12W	1098 lm
16W	1568 lm
22W	2133 lm
35W	3148 lm

K1235 38 WW 3K CRI95	
ABSOLUTE LUMENS	
12W	781 lm
16W	1102 lm
22W	1514 lm
35W	2197 lm

K1235 38 WW 4K CRI95	
ABSOLUTE LUMENS	
12W	966 lm
16W	1379 lm
22W	1876 lm
35W	2769 lm

K0718 38 WW

K1235 38 WW

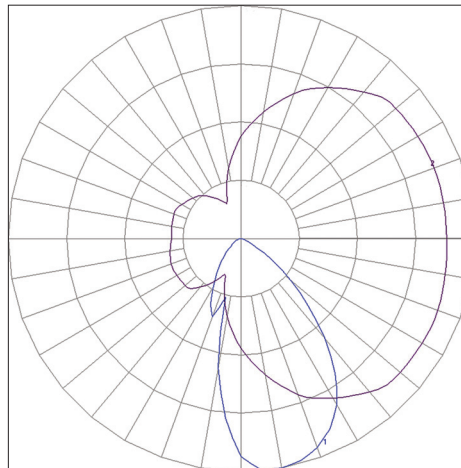


K0718 60 WW 3K CRI80	
ABSOLUTE LUMENS	
7W	732 lm
10W	1039 lm
13W	1431 lm
18W	1923 lm

K0718 60 WW 4K CRI80	
ABSOLUTE LUMENS	
7W	763 lm
10W	1083 lm
13W	1491 lm
18W	2003 lm

K0718 60 WW 3K CRI95	
ABSOLUTE LUMENS	
7W	560 lm
10W	795 lm
13W	1095 lm
18W	1471 lm

K0718 60 WW 4K CRI95	
ABSOLUTE LUMENS	
7W	611 lm
10W	867 lm
13W	1194 lm
18W	1604 lm



K1235 60 WW 3K CRI80	
ABSOLUTE LUMENS	
12W	1095 lm
16W	1546 lm
22W	2123 lm
35W	3081 lm

K1235 60 WW 4K CRI80	
ABSOLUTE LUMENS	
12W	1120 lm
16W	1599 lm
22W	2175 lm
35W	3211 lm

K1235 60 WW 3K CRI95	
ABSOLUTE LUMENS	
12W	817 lm
16W	1153 lm
22W	1584 lm
35W	2298 lm

K1235 60 WW 4K CRI95	
ABSOLUTE LUMENS	
12W	985 lm
16W	1407 lm
22W	1914 lm
35W	2825 lm

K0718 60 WW

K1235 60 WW