

## KPM KOPA PENDANT MOUNT

### 10-18 WATT LED

#### General

CRI >80 (3000k, 4000k)  
 3 SDCM colour consistency  
 IP44 optical chamber  
 Rated life 50,000 hours  
 Surface mount base with 1800mm suspension wire as standard  
 High lumen packages

#### Driver Details

Trailing edge dimmable driver (integral)  
 Drivers for 12-24V DC supply available on request

#### Material & Construction

All aluminium with unique copper core heatsink technology  
 10 year paint treatment (white only)



Machined from  
 6063 Aluminium

#### Options

CRI >90, Single colours  
 Remote dimmable driver; DALI, DSI, PUSH DIM

#### Size & Weight

Dimensions:  
 89mm diameter x 162mm in height +1800mm suspension

Weight: 1030g

#### Specifications

MODEL	KPM0718			
OPTICS	15-15° Diffused	25-25° Reflector	38-38° Reflector	60-60° Reflector
	80-80° Diffused			
C.C.T	3K - Warm White	4K - Neutral White	5.5K - Daylight	
WATTAGE	7W - 180mA	10W - 260mA	103W - 350mA	18W - 500mA <sup>1</sup>
COLOUR	WH - White	SL - Silver	BL - Black	

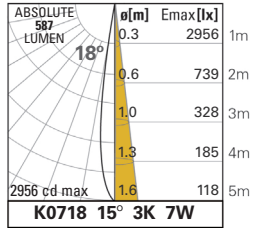
MODEL OPTICS COLOUR TEMP WATTAGE COLOUR



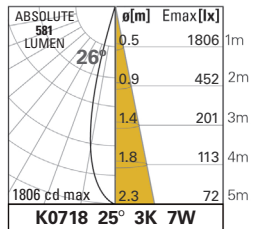
<sup>1</sup>18w version with remote driver only








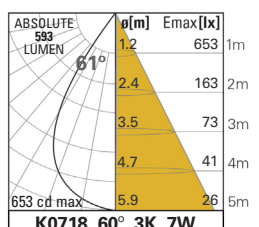
ABSOLUTE LUMEN 664	ABSOLUTE LUMEN 587	18°	0.3	2956	1m	3423 cd max
			0.6	739	2m	856
			1.0	328	3m	380
			1.3	185	4m	214
			1.6	118	5m	137



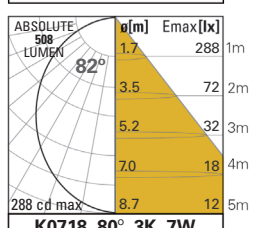
ABSOLUTE LUMEN 659	ABSOLUTE LUMEN 581	26°	0.5	1806	1m	2084 cd max
			0.9	452	2m	521
			1.4	201	3m	232
			1.8	113	4m	130
			2.3	72	5m	83



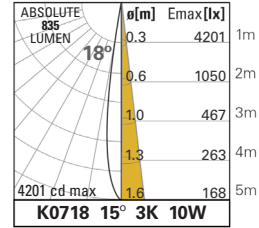
ABSOLUTE LUMEN 644	ABSOLUTE LUMEN 576	36°	0.6	1162	1m	1288 cd max
			1.3	291	2m	322
			1.9	129	3m	143
			2.6	73	4m	81
			3.2	46	5m	52



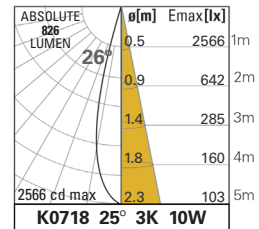
ABSOLUTE LUMEN 649	ABSOLUTE LUMEN 593	61°	1.2	653	1m	709 cd max
			2.4	163	2m	177
			3.5	73	3m	79
			4.7	41	4m	44
			5.9	26	5m	28



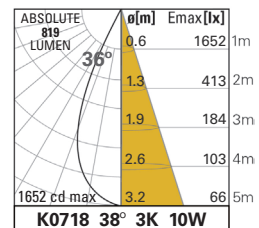
ABSOLUTE LUMEN 559	ABSOLUTE LUMEN 508	82°	1.7	288	1m	302 cd max
			3.5	72	2m	76
			5.2	32	3m	34
			7.0	18	4m	19
			8.7	12	5m	12



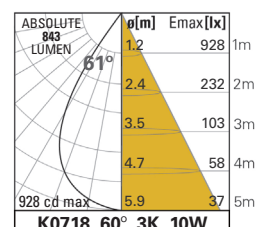
ABSOLUTE LUMEN 943	ABSOLUTE LUMEN 835	18°	0.3	4201	1m	4859 cd max
			0.6	1050	2m	1215
			1.0	467	3m	540
			1.3	263	4m	304
			1.6	168	5m	194



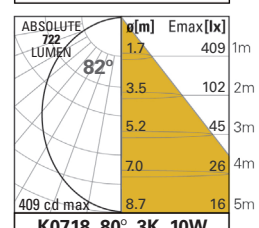
ABSOLUTE LUMEN 935	ABSOLUTE LUMEN 826	26°	0.5	2566	1m	2959 cd max
			0.9	642	2m	740
			1.4	285	3m	329
			1.8	160	4m	185
			2.3	103	5m	118



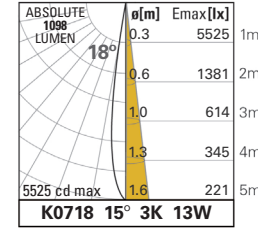
ABSOLUTE LUMEN 914	ABSOLUTE LUMEN 819	36°	0.6	1652	1m	1829 cd max
			1.3	413	2m	457
			1.9	184	3m	203
			2.6	103	4m	114
			3.2	66	5m	73



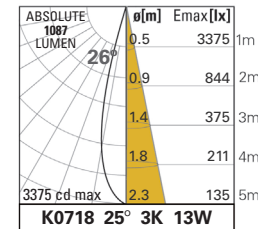
ABSOLUTE LUMEN 922	ABSOLUTE LUMEN 843	61°	1.2	928	1m	1006 cd max
			2.4	232	2m	252
			3.5	103	3m	112
			4.7	58	4m	63
			5.9	37	5m	40



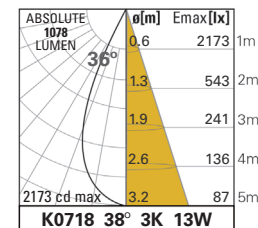
ABSOLUTE LUMEN 794	ABSOLUTE LUMEN 722	82°	1.7	409	1m	429 cd max
			3.5	102	2m	107
			5.2	45	3m	48
			7.0	26	4m	27
			8.7	16	5m	17



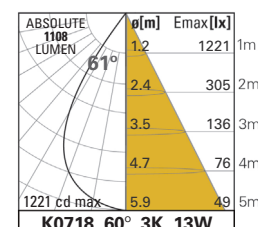
ABSOLUTE LUMEN 1245	ABSOLUTE LUMEN 1098	18°	0.3	5525	1m	6420 cd max
			0.6	1381	2m	1605
			1.0	614	3m	713
			1.3	345	4m	401
			1.6	221	5m	257



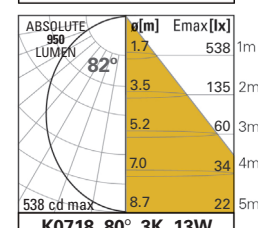
ABSOLUTE LUMEN 1235	ABSOLUTE LUMEN 1087	26°	0.5	3375	1m	3909 cd max
			0.9	844	2m	977
			1.4	375	3m	434
			1.8	211	4m	244
			2.3	135	5m	156



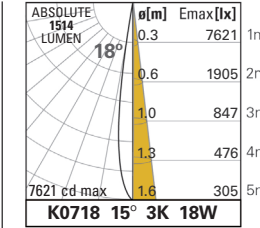
ABSOLUTE LUMEN 1208	ABSOLUTE LUMEN 1078	36°	0.6	2173	1m	2416 cd max
			1.3	543	2m	604
			1.9	241	3m	268
			2.6	136	4m	151
			3.2	87	5m	97



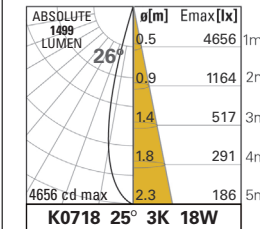
ABSOLUTE LUMEN 1218	ABSOLUTE LUMEN 1108	61°	1.2	1221	1m	1329 cd max
			2.4	305	2m	332
			3.5	136	3m	148
			4.7	76	4m	83
			5.9	49	5m	53



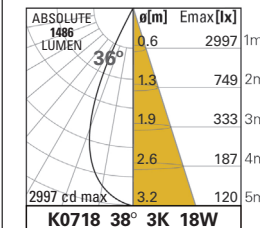
ABSOLUTE LUMEN 1049	ABSOLUTE LUMEN 950	82°	1.7	538	1m	567 cd max
			3.5	135	2m	142
			5.2	60	3m	63
			7.0	34	4m	35
			8.7	22	5m	23



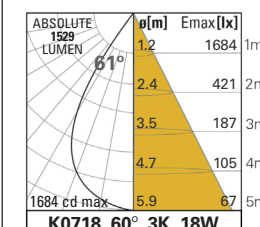
ABSOLUTE LUMEN 1744	ABSOLUTE LUMEN 1514	18°	0.3	7621	1m	8991 cd max
			0.6	1905	2m	2248
			1.0	847	3m	999
			1.3	476	4m	562
			1.6	305	5m	360



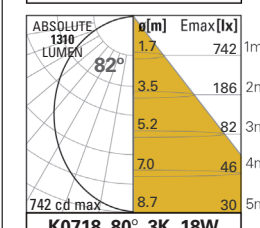
ABSOLUTE LUMEN 1730	ABSOLUTE LUMEN 1499	26°	0.5	4656	1m	5475 cd max
			0.9	1164	2m	1369
			1.4	517	3m	608
			1.8	291	4m	342
			2.3	186	5m	219



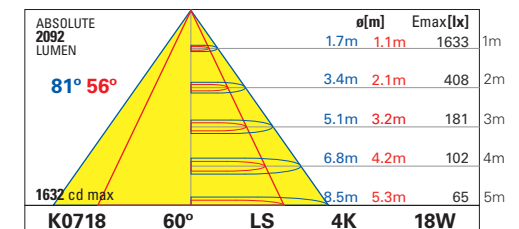
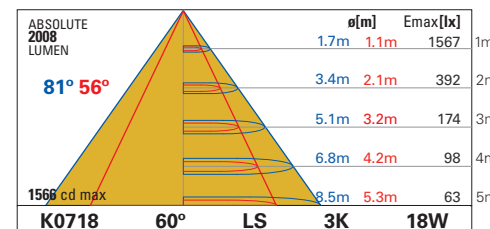
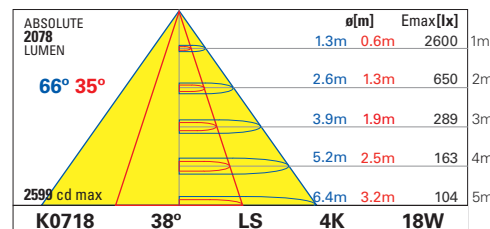
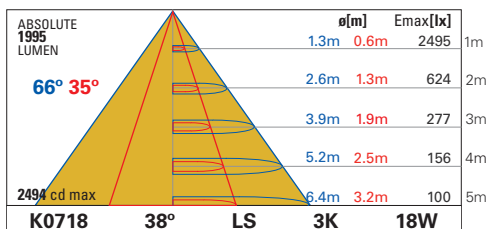
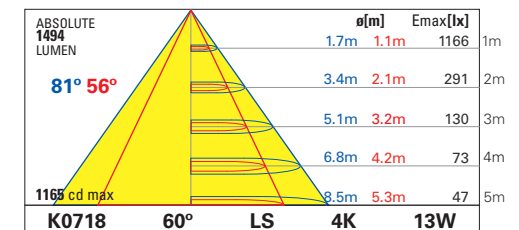
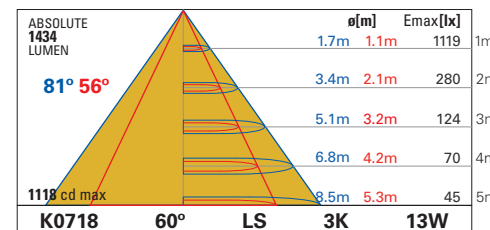
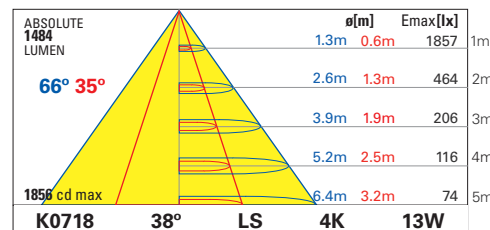
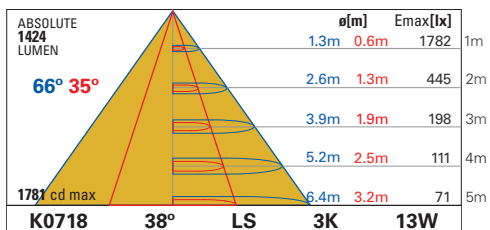
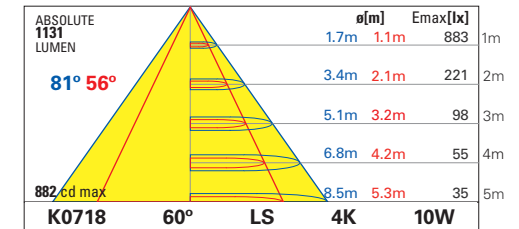
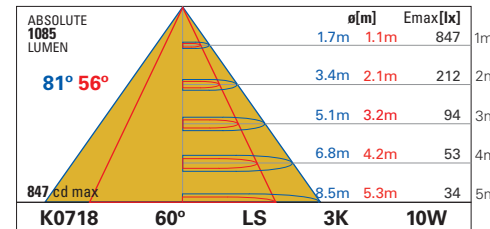
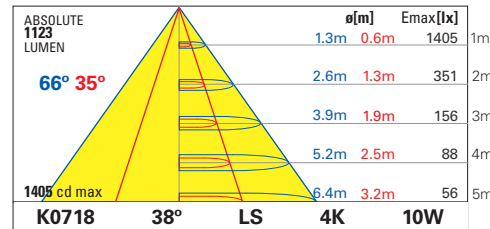
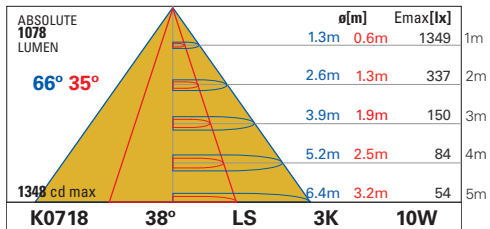
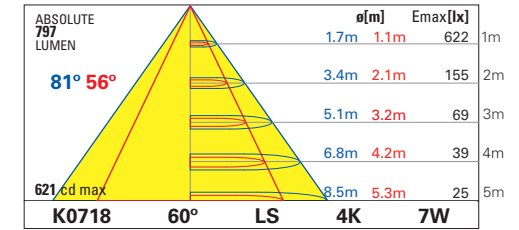
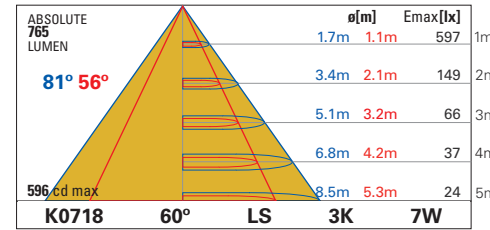
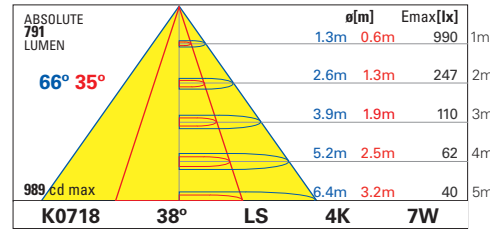
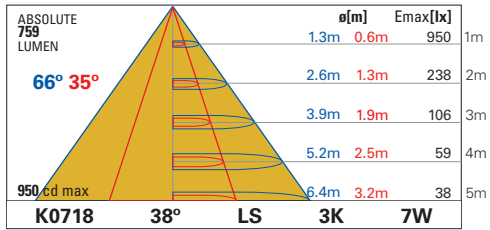
ABSOLUTE LUMEN 1691	ABSOLUTE LUMEN 1486	36°	0.6	2997	1m	3383 cd max
			1.3	749	2m	846
			1.9	333	3m	376
			2.6	187	4m	211
			3.2	120	5m	135

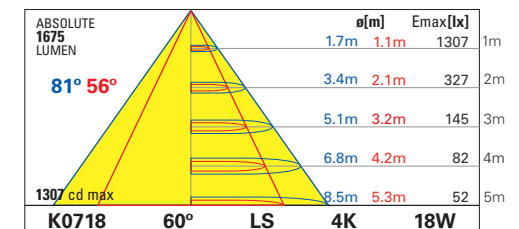
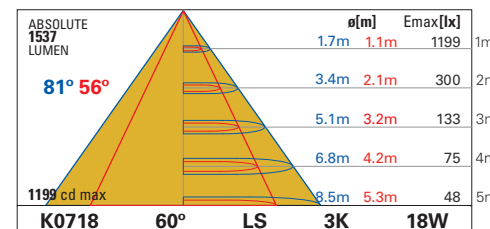
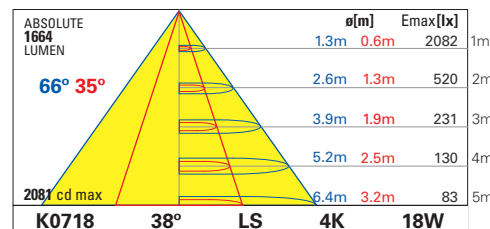
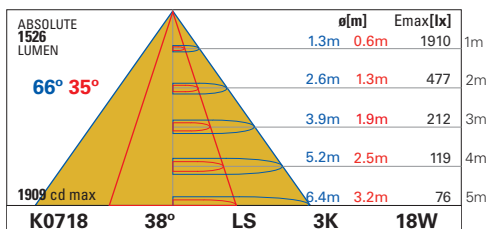
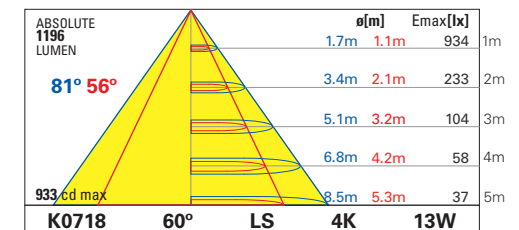
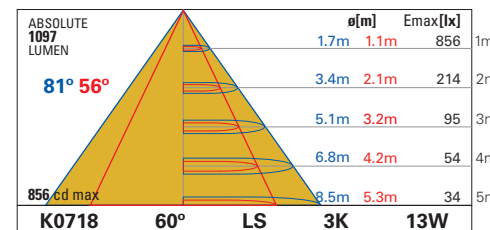
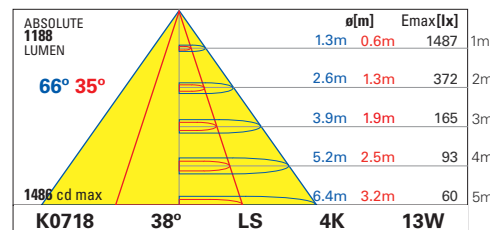
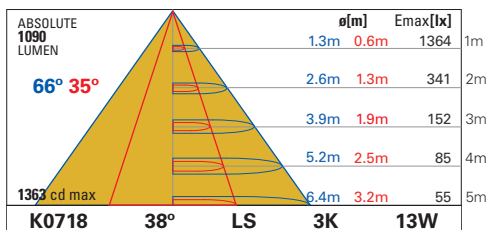
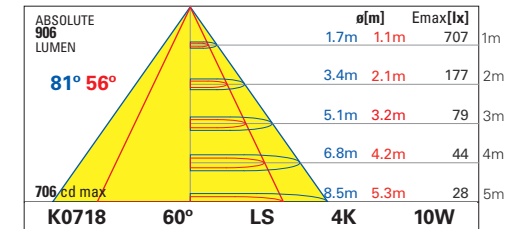
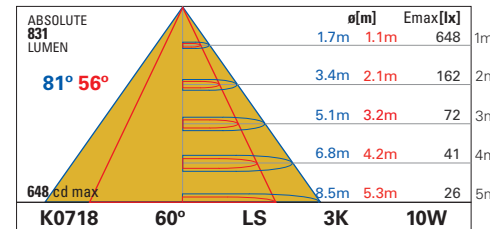
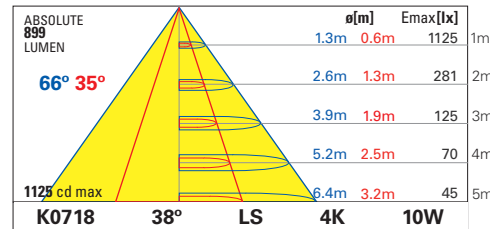
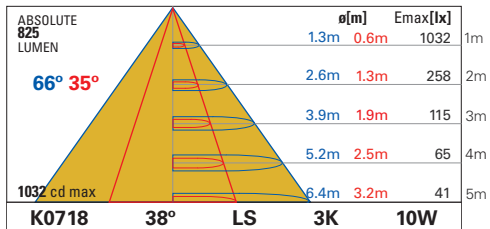
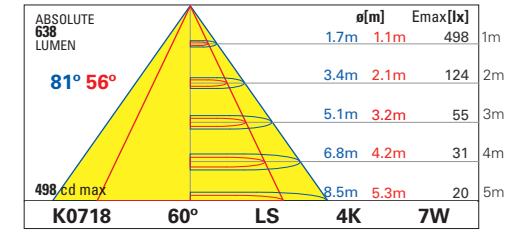
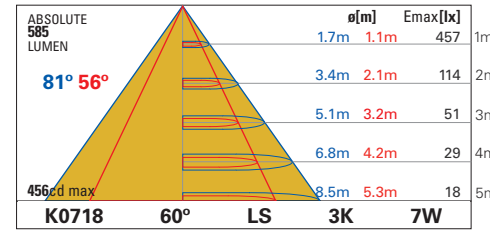
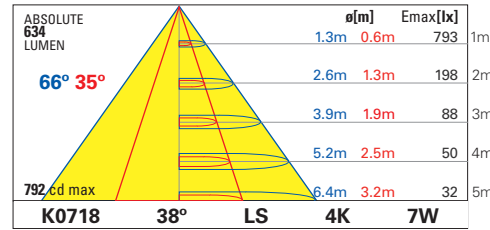
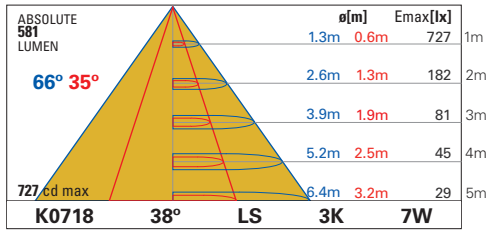


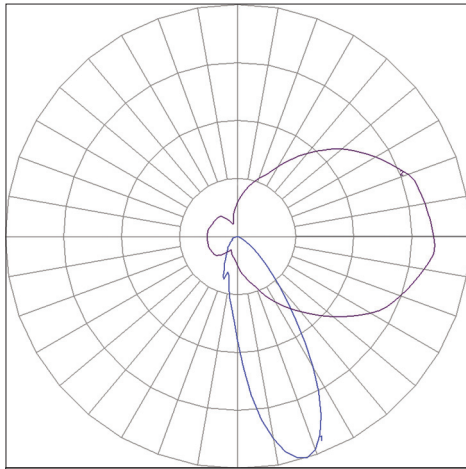
ABSOLUTE LUMEN 1706	ABSOLUTE LUMEN 1529	61°	1.2	1684	1m	1861 cd max
			2.4	421	2m	465
			3.5	187	3m	207
			4.7	105	4m	116
			5.9	67	5m	74



ABSOLUTE LUMEN 1469	ABSOLUTE LUMEN 1310	82°	1.7	742	1m	794 cd max
			3.5	186	2m	199
			5.2	82	3m	88
			7.0	46	4m	50
			8.7	30	5m	32





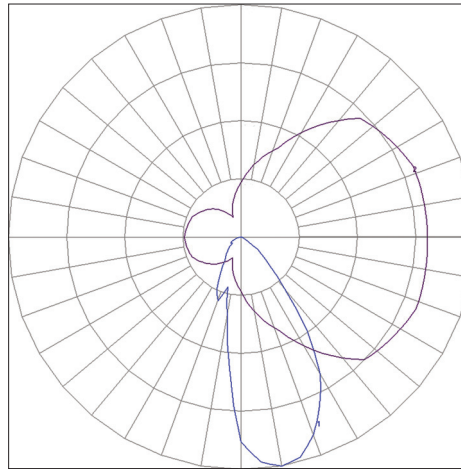


K0718 38 WW 3K CRI80	
ABSOLUTE LUMENS	
7W	766 lm
10W	1089 lm
13W	1432 lm
18W	1975 lm

K0718 38 WW 4K CRI80	
ABSOLUTE LUMENS	
7W	795 lm
10W	1129 lm
13W	1492 lm
18W	2089 lm

K0718 38 WW 3K CRI95	
ABSOLUTE LUMENS	
7W	586 lm
10W	833 lm
13W	1096 lm
18W	1511 lm

K0718 38 WW 4K CRI95	
ABSOLUTE LUMENS	
7W	637 lm
10W	904 lm
13W	1195 lm
18W	1673 lm



K1235 38 WW 3K CRI80	
ABSOLUTE LUMENS	
12W	1046 lm
16W	1477 lm
22W	2029 lm
35W	2945 lm

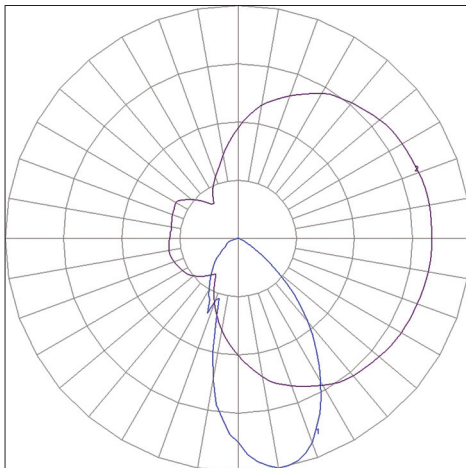
K1235 38 WW 4K CRI80	
ABSOLUTE LUMENS	
12W	1098 lm
16W	1568 lm
22W	2133 lm
35W	3148 lm

K1235 38 WW 3K CRI95	
ABSOLUTE LUMENS	
12W	781 lm
16W	1102 lm
22W	1514 lm
35W	2197 lm

K1235 38 WW 4K CRI95	
ABSOLUTE LUMENS	
12W	966 lm
16W	1379 lm
22W	1876 lm
35W	2769 lm

**K0718 38 WW**

**K1235 38 WW**

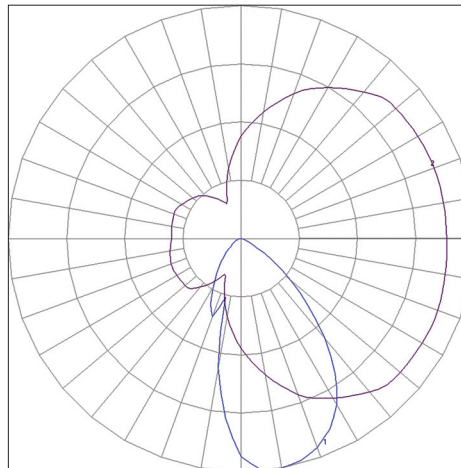


K0718 60 WW 3K CRI80	
ABSOLUTE LUMENS	
7W	732 lm
10W	1039 lm
13W	1431 lm
18W	1923 lm

K0718 60 WW 4K CRI80	
ABSOLUTE LUMENS	
7W	763 lm
10W	1083 lm
13W	1491 lm
18W	2003 lm

K0718 60 WW 3K CRI95	
ABSOLUTE LUMENS	
7W	560 lm
10W	795 lm
13W	1095 lm
18W	1471 lm

K0718 60 WW 4K CRI95	
ABSOLUTE LUMENS	
7W	611 lm
10W	867 lm
13W	1194 lm
18W	1604 lm



K1235 60 WW 3K CRI80	
ABSOLUTE LUMENS	
12W	1095 lm
16W	1546 lm
22W	2123 lm
35W	3081 lm

K1235 60 WW 4K CRI80	
ABSOLUTE LUMENS	
12W	1120 lm
16W	1599 lm
22W	2175 lm
35W	3211 lm

K1235 60 WW 3K CRI95	
ABSOLUTE LUMENS	
12W	817 lm
16W	1153 lm
22W	1584 lm
35W	2298 lm

K1235 60 WW 4K CRI95	
ABSOLUTE LUMENS	
12W	985 lm
16W	1407 lm
22W	1914 lm
35W	2825 lm

**K0718 60 WW**

**K1235 60 WW**